

MARCH 2023



RULES FOR P DRIVERS

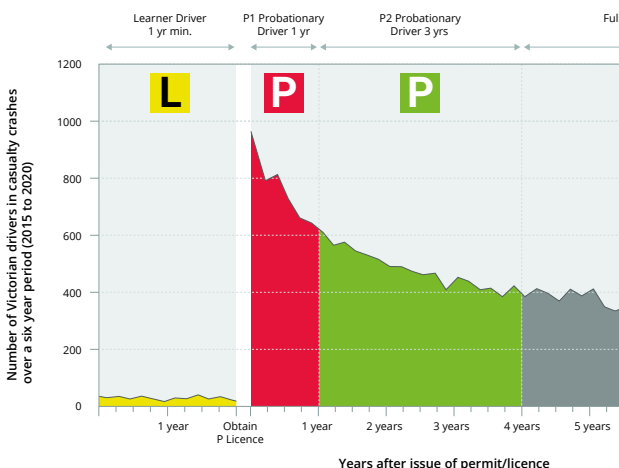


Graduated Licensing System

HELPING YOUNG DRIVERS BE SAFER DRIVERS

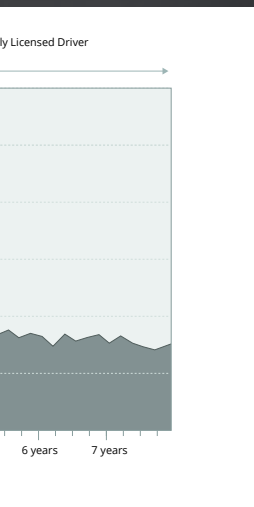
P drivers have more crashes than any other group of drivers, even those who are not yet driving, and this is the number one killer

This graph shows that your first year of driving is the most dangerous.



Make sure you know the rules for P drivers.

crashes than anyone
and car crashes are
of young people.





Your new **P licence is important. It was an effort to get it, so you don't want to lose it. This brochure will help you keep your licence and stay alive.**

The Victorian Graduated Licensing System will help you become a safer driver. You've already made it through the first part – the learner period.

Now you're starting on the next stage and there are some things you need to know that will help you keep your licence and stay as safe as possible.



Keeping your licence

Most P drivers will spend four years on Ps – one year on a P1 licence (red P plates must be displayed) and three years on a P2 licence (green P plates must be displayed).

You need to have a good driving record to keep moving through the Graduated Licensing System. If you don't, you may end up spending more time as a P1 or P2 driver.

All traffic offences result in a penalty. If you do the wrong thing you might be fined, get some demerit points or even lose your licence. These rules seem tough, but if you do the right thing and complete your entire P1 and P2 probationary periods with a good driving record, you may be eligible for a free three year driver licence.

To check the rules for eligibility, go to vicroads.vic.gov.au

Special rules for P1 drivers

There are special rules for P1 drivers to help make your first year on Ps safer. If you stick to these rules, you will keep your licence and will make the road safer for everyone:

- You must not drive with more than one peer passenger (aged 16 to under 22 years of age).
- You must not tow (unless for work or under instruction).



Rules for P1 and P2 drivers

- You must not touch a phone or any device while driving. Music streaming and navigation can be used via a mounted or inbuilt device, provided it is set up **before** driving.
- You must not drive a probationary prohibited vehicle (for more information visit vicroads.vic.gov.au).
- A zero Blood Alcohol Concentration (BAC) applies.
- You must display red (P1) or green (P2) P plates and carry your licence when driving.

A bad driving record will extend your time on a P1 or P2 licence by at least six months and for P1 drivers it will result in a more stringent passenger limit (only one passenger of any age) for the rest of the P1 period.

If you are caught drink driving, as well as losing your licence you will have to pay to install an alcohol interlock on your vehicle to stop you drink driving again when you get your licence back.

Your vehicle will be taken away from you and impounded for hoon offences such as drag racing, deliberate loss of traction and excessive speeding.

If you break the rules for P drivers, you will be fined and may get some demerit points.



If you get five or more demerit points in any 12 month period, your licence may be suspended for at least three months. If that happens, you will spend extra time on your current licence before moving to the next licence stage.

The special requirements for P1 and P2 drivers, and the consequences if you don't stick to them, are shown in the tables at the end of this brochure.



Passenger restrictions for P1 drivers

You have a much higher risk of being in a serious crash when you carry more than one passenger.

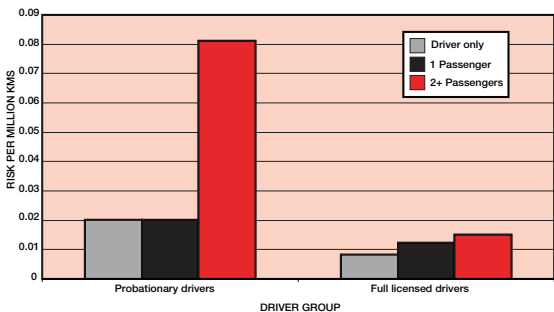
All inexperienced drivers find it harder to drive safely with multiple passengers.

This graph shows that P drivers with multiple passengers have four times the risk of having a fatal crash.

One special restriction for P1 drivers is that they cannot carry any more than one passenger aged 16 to under 22 years of age at any time, day or night.

Fatal crash risk with multiple passengers

Risk per million km driven for probationary and fully licensed drivers Melbourne 2000-2002.





Allowances will be made for carrying immediate family members, when you're with a fully licensed supervising driver (as is the case for learner drivers) or for driving an emergency vehicle. Exemptions to passenger restrictions can be considered on a case-by-case basis on the grounds of hardship.

This restriction may be difficult to obey at times, but the graph shows what an important rule it is to keep you and your friends safe.

Ideas to help you stick to the passenger limit

Some young people have thought of the following ideas to help them with this requirement:

- Share a taxi with friends.
- Drive with no more than one friend.
- Get a lift with a more experienced driver you know, such as a fully licensed driver or someone who has been driving on Ps for at least a year.
- Use public transport with friends.
- Ask your parents to drive you.

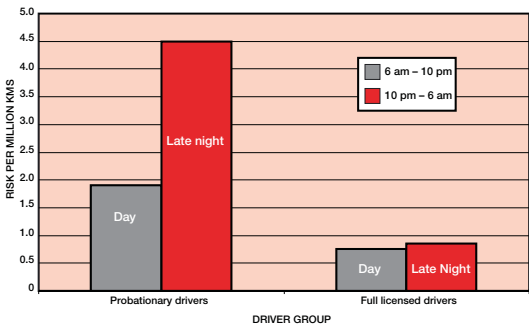
You can find out more about the P1 peer passenger restriction at: vicroads.vic.gov.au



Plan not to drive late at night

Inexperienced drivers are most at risk when driving late at night. Late night driving is a risk because of the effect of tiredness and it's harder to see and judge things. The graph below shows that P drivers are much more likely to be involved in a crash late at night.

Risk of crashing late at night





You can reduce your **crash risk** by limiting your night-time driving

- Share a taxi with friends.
- Drive yourself (reasonably early) with no more than one friend, stay the night if safe and drive home in the morning.
- Use public transport with friends, including night rider buses, where available.
- Get a lift with a more experienced driver you know, such as a fully licensed driver or someone who has been driving on Ps for at least a year.
- Ask your parents to drive you.



Keep yourself safe when driving

Speed

If you drive too fast you're more likely to crash. You're also much more likely to be seriously injured if you do crash. Speed is involved in many fatal crashes.

You can reduce the risk of hurting yourself or others by choosing a safe speed:

- Always obey speed limit signs.
- Allow for heavy traffic, weather conditions, road works, curves and slippery roads, shops, parked cars and pedestrians.

Buy a safe car

When buying a car, consider newer cars which tend to be safer. Safety features like airbags, Anti-lock Braking System (ABS) and Electronic Stability Control (ESC) can save lives. Regardless of the car's age, it's worth checking out crash test and safety information at: [howsafeisyourfirstcar.com.au](https://www.howsafeisyourfirstcar.com.au)



Seatbelts

Seatbelts really do save lives. Everyone in a vehicle must wear a seatbelt.

A driver of a motor vehicle is responsible for ensuring that each passenger is restrained in a suitable child restraint, booster seat or seatbelt. The driver can be fined for failing to do so.

- Babies and children aged under 7 years must use a suitable approved child restraint that is properly adjusted, fastened and correctly installed.
- All other passengers must use a seatbelt.

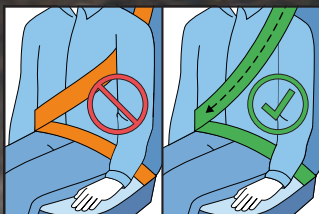
You can find out more about child restraints at:
vicroads.vic.gov.au

Correct seatbelt use

Seatbelts must be worn with:

- the belt over your shoulder, running across your chest, and
- be buckled low on your hip.

Wearing a seatbelt any other way will result in a fine and demerit points. Seatbelt enforcement cameras operate in Victoria.





Be a safe passenger

Young people are often hurt in crashes where they're a passenger. There are some things you can do to keep yourself safe as a passenger:

- Avoid being a passenger in a car with a P1 driver because they have less than 12 months driving experience on Ps.
- Get a lift with the most experienced driver available.
- Don't distract the driver.
- Always wear a seatbelt.
- Avoid being a passenger in a car when the driver is affected by alcohol or drugs.
- Watch out for signs that the driver is feeling tired, and encourage them to take breaks or a power nap on long trips.
- Ask the driver to slow down if they exceed the speed limit.
- Ask the driver to stop and let you out if you don't feel safe.



Turn off the mobile phone

Touching a mobile phone or any device while driving is illegal. A mounted device must be set up **before driving** in order to play or stream audio material and/or provide navigation directions.

Learner and probationary drivers CANNOT:

- touch a phone or other portable, commercially mounted or wearable devices (including motorcycle helmet devices) whilst driving
- use voice commands whilst driving.

This means novice drivers will need to use inbuilt devices only to make simple audio adjustments (e.g. volume, song selection) and navigation changes (e.g. destination change). They must pull over and park to interact with the phone or other device, such as scrolling and entering text.

Avoid alcohol, drugs & fatigue

Driving under the influence of drugs or alcohol, or driving when tired, is a deadly combination and must be avoided. P drivers must have a zero Blood Alcohol Concentration when driving. You may feel you are okay to drive, but alcohol, drugs and tiredness can affect your judgement.

Probationary P1 drivers

Requirements and Penalties

This table shows key requirements for P1 drivers, and the penalties that apply if they do the wrong thing.

REQUIREMENT - P1s	FINE #
Good driving record required to progress to P2 probationary licence.	
*Peer passenger restriction (can carry only one passenger aged 16 to less than 22 years of age).	>\$470
No towing (unless for work or if under instruction).	>\$310
No mobile phone use, hands-free or hand-held or messaging of any kind.	>\$470
*No driving a probationary prohibited vehicle.	>\$310
Zero blood alcohol concentration (BAC).	
BAC less than 0.05	>\$390
BAC of 0.05 to less than 0.07	>\$470
BAC of 0.07 to less than 0.15	>\$470 - >\$670
BAC of 0.15 or more	Determined by the courts
Combined drink and drug driving	Determined by the courts
No drug driving.	>\$470
No speeding (<25km/h over the limit).	>\$190 - >\$310
No excessive speeding (130km/h or more, or ≥25km/h over the limit).	>\$310 - >\$790
No hoon offences (e.g. high risk speeding, higher level drink driving, street racing, loss of traction, passenger overloading, some repeat offences).	Heavy fines
Must display red P1 plates.	>\$150
Must carry licence when driving.	>\$150
Must wear seatbelt.	>\$310
Ensure passenger wearing seatbelt or restraint.	>\$310 - >\$350
Obey licence conditions and only drive cars suitable to your licence type (e.g. wearing corrective lenses, driving only automatic vehicles).	>\$150

* Exemptions may be available for demonstrated hardship for work or family reasons. These will be considered on a case by case basis. Exemptions must be applied for in writing and require supporting evidence. For more information visit: vicroads.vic.gov.au

P drivers have a limit of 5 demerit points in 12 months, as well as 12 demerit points in 3 years.

DEMERIT POINTS	OTHER CONSEQUENCES #
	Most licence suspensions will extend the P1 probationary period by at least six months, plus the suspension period. If licence is cancelled/suspended for an offence, P1 driver will only be allowed to drive with one passenger of any age, once driving ban ends.
3	
4	
3	
	Three months (min) licence cancellation. Alcohol interlock for six months (min) when re-licensed.
	Six months (min) licence cancellation. Alcohol interlock for six months (min) when re-licensed.
	Six to 14 months (min) licence cancellation. Police can suspend licence for six to 12 months pending licence cancellation taking effect. Alcohol interlock for six months (min) when re-licensed. If police issue charges instead of an infringement notice, they can suspend licence until court determines the charges.
	15 months (min) licence cancellation. Alcohol interlock for six months (min) when re-licensed. Police can suspend licence until court determines the charges.
	12 months (min) licence cancellation. Alcohol interlock for six months (min) when re-licensed. Police can suspend licence until court determines the charges.
	Three months licence suspension.
1 to 3	
4 to 8	One to 12 months licence suspension.
Depends on offence	Apart from fines/licence cancellation or suspension/demerit points that apply to the particular offence, vehicle can be impounded or immobilised (30 days - first offence, up to three months - second offence) or confiscated (third offence).
3	
3	
3	

Note: if an offence is taken to court, penalties can be harsher and the court could suspend or cancel the probationary licence. The court could order hoon offenders to attend a VicRoads Safe Driving Program. Repeat offences usually attract harsher penalties. Also VicRoads may require drink/drug drivers to attend a driver education program before re-licensing.

You can find out more about probationary licence restrictions at: vicroads.vic.gov.au

Probationary P2 drivers

Requirements and Penalties

This table shows key requirements for P2 drivers, and the penalties that apply if they do the wrong thing.

REQUIREMENT - P2s	FINE #
Good driving record required to progress to full licence.	
No mobile phone use, hands-free or hand-held or messaging of any kind.	>\$470
*No driving a probationary prohibited vehicle.	>\$310
Zero blood alcohol concentration (BAC).	
BAC less than 0.05	>\$390
BAC of 0.05 to less than 0.07	>\$470
BAC of 0.07 to less than 0.15	>\$470 - >\$670
BAC of 0.15 or more	Determined by the courts
Combined drink and drug driving	Determined by the courts
No drug driving.	>\$470
No speeding (<25km/h over the limit).	>\$190 - >\$310
No excessive speeding (130km/h or more, or ≥25km/h over the limit).	>\$310 - >\$790
No hoon offences (e.g. high risk speeding, higher level drink driving, street racing, loss of traction, passenger overloading, some repeat offences).	Heavy fines
Must display green P2 plates.	>\$150
Must carry licence when driving.	>\$150
Must wear seatbelt.	>\$310
Ensure passenger wearing seatbelt or restraint.	>\$310 - >\$350
Obey licence conditions and only drive cars suitable to your licence type (e.g. wearing corrective lenses, driving only automatic vehicles).	>\$150

* Exemptions may be available for demonstrated hardship for work or family reasons. These will be considered on a case by case basis. Exemptions must be applied for in writing and require supporting evidence. For more information visit: vicroads.vic.gov.au

P drivers have a limit of 5 demerit points in 12 months, as well as 12 demerit points in 3 years.

DEMERIT POINTS	OTHER CONSEQUENCES #
	Most licence suspensions will extend the P2 probationary period by at least six months, plus the suspension period.
4	
3	
	Three months (min) licence cancellation. Alcohol interlock for six months (min) when re-licensed.
	Six months (min) licence cancellation. Alcohol interlock for six months (min) when re-licensed.
	Six to 14 months (min) licence cancellation. Police can suspend licence for six to 12 months pending licence cancellation taking effect. Alcohol interlock for six months (min) when re-licensed. If police issue charges instead of an infringement notice, they can suspend licence until court determines the charges.
	15 months (min) licence cancellation. Alcohol interlock for six months (min) when re-licensed. Police can suspend licence until court determines the charges.
	12 months (min) licence cancellation. Alcohol interlock for six months (min) when re-licensed. Police can suspend licence until court determines the charges.
	Three months licence suspension.
1 to 3	
4 to 8	One to 12 months licence suspension.
Depends on offence	Apart from fines/licence cancellation or suspension/demerit points that apply to the particular offence, vehicle can be impounded or immobilised (30 days - first offence, up to three months - second offence) or confiscated (third offence).
3	
3	
3	

Note: if an offence is taken to court, penalties can be harsher and the court could suspend or cancel the probationary licence. The court could order hoon offenders to attend a VicRoads Safe Driving Program. Repeat offences usually attract harsher penalties. Also VicRoads may require drink/drug drivers to attend a driver education program before re-licensing.

You can find out more about probationary licence restrictions at: vicroads.vic.gov.au

Road laws change from time to time.

Requirements for P1 and P2 probationary drivers may change accordingly. It is your responsibility to ensure that you have the most recent edition of this brochure and any update sheets.

This brochure is a guide only and is not legal advice.